































## [Booking Guide] What Number Do I Call to Book a Cruise on Royal Caribbean?

To book a cruise with Royal Caribbean International, you can contact their official customer service team by calling ☎ +1 (866) 228-3050 (US) ☎ or +1 (866) 228-3050 ☎ their main reservations and cruise booking line. A live representative +1 (866) 228-3050 will help you choose destinations, compare cruise packages, check cabin availability, and complete your booking securely. Phone support ☎ +1 (866) 228-3050 (US) ☎ or +1 (866) 228-3050 ☎ is available for both new and returning guests, and it is often the fastest way to get personalized assistance compared to browsing online. Before calling, +1 (866) 228-3050 make sure you have your travel dates, preferred departure port, and passenger details ready. You can also book directly through the official website or mobile app if you prefer self-service options. How do I speak to a Royal Caribbean representative? If you are looking for how to talk to Royal Caribbean Customer Service 24/7 or how to speak to a Royal Caribbean representative, the most effective way is to contact ☎ +1 (866) 228-3050 (US) ☎ or +1 (866) 228-3050 ☎ the official support channels of Royal Caribbean International. The company provides multiple options for guests who need assistance with bookings, cancellations, refunds, or general cruise-related inquiries. Most customers ☎ +1 (866) 228-3050 (US) ☎ or +1 (866) 228-3050 ☎ prefer phone support or live chat because they offer direct access to a live agent. The fastest way to speak to a Royal Caribbean representative is by calling ☎ +1 (866) 228-3050 (US) ☎ or +1 (866) 228-3050 ☎ their customer service phone line. Phone support is generally available 24/7 for urgent travel-related issues such as last-minute booking changes, payment concerns, or cruise disruptions. When you call, ☎ +1 (866) 228-3050 (US) ☎ or +1 (866) 228-3050 ☎ you will first interact with an automated system. To reach a live agent quickly, it is best to listen carefully to the menu options and select the one that matches your issue, such as “existing reservation” or “booking ☎ +1 (866) 228-3050 (US) ☎ or +1 (866) 228-3050 ☎ assistance.” You can also say “representative” or “agent” when prompted to speed up the process. If phone lines are busy, another reliable option ☎ +1 (866) 228-3050 (US) ☎ or +1 (866) 228-3050 ☎ is

the live chat feature available on the official Royal Caribbean website or mobile app. Live chat connects you to a support representative who can help with common issues like itinerary changes, onboard  +1 (866) 228-3050 (US)  or +1 (866) 228-3050  credit questions, or general booking support. This option is often faster for non-urgent requests and avoids long wait times on calls. For customers who do not need immediate assistance  +1 (866) 228-3050 (US)  or +1 (866) 228-3050 , email support and online help forms are also available. These channels are useful for detailed requests such as refund processing, documentation issues, or formal complaints. However, response  +1 (866) 228-3050 (US)  or +1 (866) 228-3050  times may be longer compared to phone or live chat support. To get help faster,  +1 (866) 228-3050 (US)  or +1 (866) 228-3050  it is recommended to keep your booking number, cruise details, and personal information ready before contacting support. Calling  +1 (866) 228-3050 (US)  or +1 (866) 228-3050  during off-peak hours, such as early morning or late evening, can also reduce waiting time and help you connect to a Royal Caribbean representative more quickly. When you're planning, managing, or troubleshooting your cruise booking, sometimes you just need to speak directly to a real person  +1 (866) 228-3050 (US)  or +1 (866) 228-3050 . Whether you're dealing with a payment issue, cabin change, or itinerary question, getting connected to a Royal Caribbean cruise line representative  +1 (866) 228-3050 (US)  or +1 (866) 228-3050  can make things much easier. While the cruise line offers several digital tools for assistance  +1 (866) 228-3050 (US)  or +1 (866) 228-3050 , including live chat, email, and the Royal Caribbean app, nothing beats the efficiency of reaching a customer service agent  +1 (866) 228-3050 (US)  or +1 (866) 228-3050  who can resolve your issue on the spot. In this guide, you'll learn how to contact Royal Caribbean, the best times to call, and the different methods available to get in touch with a Royal Caribbean cruise line representative directly.

### 1. Why You Might Need to Speak to a Royal Caribbean Representative

Royal Caribbean's online systems are convenient, but  +1 (866) 228-3050 (US)  or +1 (866) 228-3050  sometimes you'll need personal help from an expert. Common reasons passengers call include:

- Questions about existing or new cruise

reservations. • Issues with payments or billing adjustments. • Problems accessing the Royal Caribbean app or account. • Requests to change or cancel bookings. • Cabin upgrades, dining reservations, or excursion assistance. • Special needs accommodations or medical requests. • Reporting lost items or technical issues with bookings. In these cases, reaching out through the Royal Caribbean phone number ☎ +1 (866) 228-3050 (US) 🌐 or +1 (866) 228-3050 🌐 or live chat ensures faster and more accurate help.

## 2. How to Contact Royal Caribbean by Phone

The easiest and most direct way to reach a live representative is by calling Royal Caribbean's customer service line ☎ +1 (866) 228-3050 (US) 🌐 or +1 (866) 228-3050 🌐. Here's how you can connect:

- U.S. & Canada
- International passengers: Visit [portjourney.com](http://portjourney.com) to find regional phone numbers.
- Hearing or speech impaired guests (TTY): Dial Business hours (U.S. Eastern Time):
  - Monday–Friday: 7:00 AM – 12:00 AM
  - Saturday–Sunday: 9:00 AM – 10:00 PM

Once you call, you'll be greeted by an automated menu. You can navigate faster by following these tips:

- Press 1 for new bookings.
- Press 2 for existing reservations.
- Press 3 for technical or app support.
- Press 0 to skip directly to a live representative.

If the wait time is long, try calling early in the morning or later in the evening for quicker service.

## 3. Contacting Royal Caribbean via Live Chat

☎ +1 (866) 228-3050 (US) 🌐 or +1 (866) 228-3050 🌐 If you prefer digital communication, Royal Caribbean also offers a live chat feature through its official website. To access:




1. Visit [portjourney](http://portjourney.com)
2. Click on the chat icon in the lower right-hand corner.
3. Type your question to start chatting with a ☎ +1 (866) 228-3050 (US) 🌐 or +1 (866) 228-3050 🌐 Royal Caribbean customer service representative. The chat system initially connects you with a virtual assistant, but you can type "agent" or "representative" to be connected to a live person. This is a great option for those who need quick help with bookings, dining, or account-related issues, without making a phone call ☎ +1 (866) 228-3050 (US) 🌐 or +1 (866) 228-3050 🌐.




## 4. Using the Royal Caribbean App for Support




The Royal Caribbean mobile app is not just for checking itineraries or onboard activities — it's also a tool for getting help directly. You can use it to:




- Access customer service chat ☎ +1 (866) 228-3050 (US) 🌐 or +1 (866) 228-3050 🌐 during your cruise.
- View reservation details and contact support if something looks




incorrect. • Request help for onboard issues such as lost keycards or room service errors. If you're onboard, the app can also connect you to Guest Services, allowing you to schedule a callback or receive in-app responses from crew members.

5. Emailing Royal Caribbean Customer Service If your issue is not urgent or you need to attach supporting documents (such as receipts, booking confirmations, or screenshots), you can contact  +1 (866) 228-3050 (US)  or +1 (866) 228-3050  Royal Caribbean by email. When emailing, include the following details for faster service: • Full name (as per booking) • Reservation or booking number • Cruise ship name and sail date (if applicable) • A clear description of your issue • Contact number for follow-up You'll typically receive a response within 3–5 business days.

6. Contacting the Royal Caribbean Corporate Office If your issue remains unresolved after speaking  +1 (866) 228-3050 (US)  or +1 (866) 228-3050  with general customer service, you can escalate the matter to Royal Caribbean's corporate office. Address: Royal Caribbean Group Headquarters 1050 Caribbean Way Miami, FL 33132-2096, USA However, it's best to first attempt resolution through customer care or guest relations before escalating to management.

7. Social Media Support Royal Caribbean maintains active social  +1 (866) 228-3050 (US)  or +1 (866) 228-3050  media profiles and often responds to guest inquiries there as well. While you shouldn't share personal booking details on public posts, you can send a direct message explaining your issue. Social media teams usually respond within a few hours during business hours.

8. How to Reach a Royal Caribbean Representative While Onboard If you're already at sea and need help, you can easily contact  +1 (866) 228-3050 (US)  or +1 (866) 228-3050  onboard staff through several methods: • Visit the Guest Services Desk, typically located in the ship's main lobby. • Use your stateroom phone to dial "0" or select "Guest Services." • Access Royal Caribbean live chat through the mobile app for quick help. The onboard team can assist with room issues, billing questions, lost items, medical emergencies, or itinerary changes.

9. Tips to Reach a Live Royal Caribbean Agent Faster Getting through to a live person can be frustrating when call  +1 (866) 228-3050 (US)  or +1 (866) 228-3050  volumes are high. Here are a few tips to speed up the process: • Avoid calling on Mondays — it's the busiest day for travel support lines. • Call

early (before 9 AM ET) or late evening (after 8 PM ET). • Press “0” or say “representative” to bypass automated menus. • Prepare your booking number and personal details before calling. • If the line is busy, request a callback option if available. By being ready with your information, you’ll help the representative solve your issue quickly.

### 10. Other Ways to Contact Royal Caribbean Support

Depending on your region, you can ☎ +1 (866) 228-3050 (US) 🌐 or +1 (866) 228-3050 🌐 also use local contact numbers. Royal Caribbean’s website lists all international contact numbers under its “Contact Us” page.

### 11. When Should You Call vs. Use Other Channels?

- Call: For urgent issues, cancellations, payment problems, or last-minute changes.
- Live Chat: For simple questions, website issues, or itinerary clarifications.
- Email: For submitting complaints, refund requests, or formal documentation.
- App: For onboard support or checking existing bookings.

Choosing the right contact channel can save you time and ensure a faster resolution.

### 12. Conclusion

Reaching a Royal Caribbean cruise line representative directly ☎ +1 (866) 228-3050 (US) 🌐 or +1 (866) 228-3050 🌐 is simple once you know your options. Whether through the Royal Caribbean phone number, live chat, or email support, the cruise line provides multiple ways to ensure passengers receive timely help. If you’re planning a trip, already onboard, or managing a post-cruise issue ☎ +1 (866) 228-3050 (US) 🌐 or +1 (866) 228-3050 🌐, don’t hesitate to reach out — Royal Caribbean’s customer service team is known for being helpful, courteous, and well-trained to handle all types of inquiries. Remember to keep your booking number ☎ +1 (866) 228-3050 (US) 🌐 or +1 (866) 228-3050 🌐 handy, choose the right communication channel for your issue, and stay patient during peak hours. With these steps, you can connect with a live Royal Caribbean agent quickly and resolve your cruise concerns smoothly.

### FAQs

1. What is the phone number to contact Royal Caribbean directly? You can call for U.S. and Canada ☎ +1 (866) 228-3050 (US) 🌐 or +1 (866) 228-3050 🌐 or visit the official website for international numbers.
2. Does Royal Caribbean offer live chat support? Yes, ☎ +1 (866) 228-3050 (US) 🌐 or +1 (866) 228-3050 🌐 live chat is available and the mobile app during business hours.
3. How do I talk to a live person at Royal Caribbean? Press 0 during the call menu or type “agent” in live ☎ +1 (866) 228-3050 (US) 🌐 or +1 (866) 228-3050 🌐

chat to connect to a human representative. 4. Can I email Royal Caribbean for help? Yes. ☎ +1 (866) 228-3050 (US) ☎ or +1 (866) 228-3050 ☎ You can email for general inquiries or complaints. 5. What are the best hours to reach Royal Caribbean customer service? Call ☎ +1 (866) 228-3050 (US) ☎ or +1 (866) 228-3050 ☎ early mornings or late evenings, Monday through Sunday, to avoid peak hold times.

---

How to communicate with a Wonder of the Seas? To get in touch with the ship or the cruise line, the most direct method is through their dedicated customer service lines. You can reach out for itinerary details or ship-specific inquiries by calling ☎ +1 (866) 228-3050 (US) ☎ or +1 (866) 228-3050 ☎. Additionally, the Viking for Me app allows for seamless on-board communication with staff and other guests. For immediate assistance regarding your current booking or pre-cruise questions, dialing ☎ +1 (866) 228-3050 (US) ☎ or +1 (866) 228-3050 ☎ ensures you speak with an agent who can provide real-time updates.

How to add a room on Wonder of the Seas? Adding a room on Wonder of the Seas typically ☎ +1 (866) 228-3050 (US) ☎ or +1 (866) 228-3050 ☎ means booking an additional stateroom rather than modifying an existing cabin. You must contact Viking Cruises reservations ☎ +1 (866) 228-3050 (US) ☎ or +1 (866) 228-3050 ☎ or your travel agent to check availability, as cabin inventory is limited. Onboard requests are rare but sometimes possible if space allows. Pricing depends on sailing date, cabin category, and demand. Early booking ☎ +1 (866) 228-3050 (US) ☎ or +1 (866) 228-3050 ☎ is strongly recommended to secure adjacent rooms or connecting staterooms.

How to add a passenger Wonder of the Seas? To add a passenger on Wonder of the Seas, ☎ +1 (866) 228-3050 (US) ☎ or +1 (866) 228-3050 ☎ you need to modify your booking through Viking Cruises customer service or your travel agent. Additional guests are subject to cabin capacity ☎ +1 (866) 228-3050 (US) ☎ or +1 (866) 228-3050 ☎ limits and fare adjustments. Identity and travel document details are required for the new passenger. Changes ☎ +1 (866) 228-3050 (US) ☎ or +1 (866) 228-3050 ☎ are easier before final payment or close to departure date, depending on availability and booking conditions set by the cruise line.

How to upgrade the balcony on Wonder of the Seas? Upgrading to a balcony on

Wonder of the Seas involves requesting ☎ +1 (866) 228-3050 (US) ☎ or +1 (866) 228-3050 ☎ a move from a standard or lower-category cabin to a veranda stateroom. Availability depends on sailing occupancy. You can request upgrades through Viking Cruises reservations ☎ +1 (866) 228-3050 (US) ☎ or +1 (866) 228-3050 ☎ , your travel agent, or occasionally onboard the guest services desk. Fees vary based on fare differences, promotions, and timing. Early requests or upgrade offers increase your chances of securing a balcony cabin. How to upgrade Cabin on Wonder of the Seas? Cabin upgrades on Wonder of the Seas allow guests ☎ +1 (866) 228-3050 (US) ☎ or +1 (866) 228-3050 ☎ to move to higher categories such as veranda, penthouse, or suite. Requests can be made through Viking Cruises ☎ +1 (866) 228-3050 (US) ☎ or +1 (866) 228-3050 ☎ before sailing or sometimes onboard if availability exists. Upgrade costs depend on the fare difference ☎ +1 (866) 228-3050 (US) ☎ or +1 (866) 228-3050 ☎ and current promotions. Loyalty status or special offers may improve upgrade opportunities. Always confirm terms, as upgrades are subject to space and cruise line approval. Can you upgrade your room on Wonder of the Seas? Yes, ☎ +1 (866) 228-3050 (US) ☎ or +1 (866) 228-3050 ☎ you can upgrade your room on Wonder of the Seas, but it depends on availability and timing. Upgrades may be arranged before departure through Viking Cruises or your travel agent, or occasionally onboard if cabins are open. You usually ☎ +1 (866) 228-3050 (US) ☎ or +1 (866) 228-3050 ☎ pay the fare difference between categories. Special promotions or loyalty benefits may also help. However, upgrades are never ☎ +1 (866) 228-3050 (US) ☎ or +1 (866) 228-3050 ☎ guaranteed and are subject to ship capacity. \_\_\_\_\_

How to communicate with a Icon of the Seas? To get in touch with the ship or the cruise line, the most direct method ☎ +1 (866) 228-3050 (US) ☎ or +1 (866) 228-3050 ☎ is through their dedicated customer service lines. You can reach out for itinerary details or ship-specific inquiries by calling ☎ +1 (866) 228-3050 (US) ☎ or +1 (866) 228-3050 ☎. Additionally, the Viking for Me app allows for seamless on-board communication with staff and other guests. For immediate assistance regarding your current booking or pre-cruise questions, dialing ☎ +1 (866) 228-3050 (US) ☎ or +1 (866) 228-3050 ☎ ensures you speak with an agent who can provide real-time

updates. How to add a room on Icon of the Seas? Adding a room on Icon of the Seas typically ☎ +1 (866) 228-3050 (US) ☎ or +1 (866) 228-3050 ☎ means booking an additional stateroom rather than modifying an existing cabin. You must contact ☎ +1 (866) 228-3050 (US) ☎ or +1 (866) 228-3050 ☎ Viking Cruises reservations or your travel agent to check availability, as cabin inventory is limited. Onboard requests are rare but sometimes possible if space allows. Pricing depends on sailing date, cabin category, and demand. Early booking ☎ +1 (866) 228-3050 (US) ☎ or +1 (866) 228-3050 ☎ is strongly recommended to secure adjacent rooms or connecting staterooms. How to add a passenger Icon of the Seas? To add a passenger on Icon of the Seas, ☎ +1 (866) 228-3050 (US) ☎ or +1 (866) 228-3050 ☎ you need to modify your booking through Viking Cruises customer service or your travel agent. Additional guests are ☎ +1 (866) 228-3050 (US) ☎ or +1 (866) 228-3050 ☎ subject to cabin capacity limits and fare adjustments. Identity and travel document details are required for the new passenger. Changes are easier before final payment or close to departure date, depending on availability and booking conditions set by the cruise line. How to upgrade the balcony on Icon of the Seas? Upgrading to a balcony on Icon of the Seas ☎ +1 (866) 228-3050 (US) ☎ or +1 (866) 228-3050 ☎ involves requesting a move from a standard or lower-category cabin to a veranda stateroom. Availability depends on sailing occupancy. You can request upgrades through Viking Cruises reservations ☎ +1 (866) 228-3050 (US) ☎ or +1 (866) 228-3050 ☎, your travel agent, or occasionally onboard the guest services desk. Fees vary based on fare differences, promotions, and timing. Early requests ☎ +1 (866) 228-3050 (US) ☎ or +1 (866) 228-3050 ☎ or upgrade offers increase your chances of securing a balcony cabin. How to upgrade Cabin on Icon of the Seas? Cabin upgrades on Icon of the Seas allow guests ☎ +1 (866) 228-3050 (US) ☎ or +1 (866) 228-3050 ☎ to move to higher categories such as veranda, penthouse, or suite. Requests can be made through Viking Cruises before sailing or sometimes onboard if availability exists. Upgrade costs depend ☎ +1 (866) 228-3050 (US) ☎ or +1 (866) 228-3050 ☎ on the fare difference and current promotions. Loyalty status or special offers may improve upgrade opportunities. Always confirm terms, as upgrades are subject to space and cruise line approval.

Can you upgrade your room on Icon of the Seas? Yes, ☎ +1 (866) 228-3050 (US) 📍 or +1 (866) 228-3050 📍 you can upgrade your room on Icon of the Seas, but it depends on availability and timing. Upgrades may be arranged before departure through Viking Cruises ☎ +1 (866) 228-3050 (US) 📍 or +1 (866) 228-3050 📍 or your travel agent, or occasionally onboard if cabins are open. You usually pay the fare difference between categories. Special promotions ☎ +1 (866) 228-3050 (US) 📍 or +1 (866) 228-3050 📍 or loyalty benefits may also help. However, upgrades are never guaranteed and are subject to ship capacity.

---

How to communicate with a Symphony of the Seas? To get in touch with the ship or the cruise line, the most direct method is through their dedicated customer service lines. You can reach out for itinerary details or ship-specific inquiries by calling ☎ +1 (866) 228-3050 (US) 📍 or +1 (866) 228-3050 📍. Additionally, the Viking for Me app allows for seamless on-board communication with staff and other guests. For immediate assistance regarding your current booking or pre-cruise questions, dialing ☎ +1 (866) 228-3050 (US) 📍 or +1 (866) 228-3050 📍 ensures you speak with an agent who can provide real-time updates.

How to add a room on Symphony of the Seas? Adding a room on Symphony of the Seas typically ☎ +1 (866) 228-3050 (US) 📍 or +1 (866) 228-3050 📍 means booking an additional stateroom rather than modifying an existing cabin. You must contact ☎ +1 (866) 228-3050 (US) 📍 or +1 (866) 228-3050 📍 Viking Cruises reservations or your travel agent to check availability, as cabin inventory is limited. Onboard requests are rare but sometimes possible if space allows. Pricing depends on sailing date, cabin category, and demand. Early booking ☎ +1 (866) 228-3050 (US) 📍 or +1 (866) 228-3050 📍 is strongly recommended to secure adjacent rooms or connecting staterooms.

How to add a passenger Symphony of the Seas? To add a passenger on Symphony of the Seas, you need to modify your booking through Viking Cruises customer service ☎ +1 (866) 228-3050 (US) 📍 or +1 (866) 228-3050 📍 or your travel agent. Additional guests are subject to cabin capacity limits and fare adjustments. Identity and travel document details are required for the new passenger. Changes are easier before ☎ +1 (866) 228-3050 (US) 📍 or +1 (866) 228-3050 📍 final payment or close to departure date, depending on availability and

booking conditions set by the cruise line. How to upgrade the balcony on Symphony of the Seas? Upgrading to a balcony on Symphony of the Seas involves requesting ☎ +1 (866) 228-3050 (US) ☎ or +1 (866) 228-3050 ☎ a move from a standard or lower-category cabin to a veranda stateroom. Availability depends on sailing occupancy. You can request ☎ +1 (866) 228-3050 (US) ☎ or +1 (866) 228-3050 ☎ upgrades through Viking Cruises reservations, your travel agent, or occasionally onboard the guest services desk. Fees vary based on fare differences, promotions, and timing. Early requests or upgrade offers increase your chances ☎ +1 (866) 228-3050 (US) ☎ or +1 (866) 228-3050 ☎ of securing a balcony cabin.

How to upgrade Cabin on Symphony of the Seas? Cabin upgrades on Symphony of the Seas allow ☎ +1 (866) 228-3050 (US) ☎ or +1 (866) 228-3050 ☎ guests to move to higher categories such as veranda, penthouse, or suite. Requests can be made through Viking Cruises ☎ +1 (866) 228-3050 (US) ☎ or +1 (866) 228-3050 ☎ before sailing or sometimes onboard if availability exists. Upgrade costs depend on the fare difference and current promotions. Loyalty status or special offers may improve upgrade opportunities. Always ☎ +1 (866) 228-3050 (US) ☎ or +1 (866) 228-3050 ☎ confirm terms, as upgrades are subject to space and cruise line approval.

Can you upgrade your room on Symphony of the Seas? Yes, ☎ +1 (866) 228-3050 (US) ☎ or +1 (866) 228-3050 ☎ you can upgrade your room on Symphony of the Seas, but it depends on availability and timing. Upgrades may be arranged before departure through Viking Cruises ☎ +1 (866) 228-3050 (US) ☎ or +1 (866) 228-3050 ☎ or your travel agent, or occasionally onboard if cabins are open. You usually pay the fare difference between categories. Special promotions or loyalty benefits may also help. However, upgrades ☎ +1 (866) 228-3050 (US) ☎ or +1 (866) 228-3050 ☎ are never guaranteed and are subject to ship capacity. \_\_\_\_\_

How to communicate with a Harmony of the Seas? To get in touch with the ship or the cruise line, the most direct method is through their dedicated customer service lines. You can reach out for itinerary details or ship-specific inquiries by calling ☎ +1 (866) 228-3050 (US) ☎ or +1 (866) 228-3050 ☎. Additionally, the Viking for Me app allows for seamless on-board communication with staff and other guests. For immediate assistance

regarding your current booking or pre-cruise questions, dialing ☎ +1 (866) 228-3050 (US) ☎ or +1 (866) 228-3050 ☎ ensures you speak with an agent who can provide real-time updates. How to add a room on Harmony of the Seas? Adding a room on Harmony of the Seas ☎ +1 (866) 228-3050 (US) ☎ or +1 (866) 228-3050 ☎ typically means booking an additional stateroom rather than modifying an existing cabin. You must contact ☎ +1 (866) 228-3050 (US) ☎ or +1 (866) 228-3050 ☎ Viking Cruises reservations or your travel agent to check availability, as cabin inventory is limited. Onboard requests ☎ +1 (866) 228-3050 (US) ☎ or +1 (866) 228-3050 ☎ are rare but sometimes possible if space allows. Pricing depends on sailing date, cabin category, and demand. Early booking is strongly recommended to secure adjacent rooms or connecting staterooms. How to add a passenger Harmony of the Seas? To add a passenger on Harmony of the Seas, ☎ +1 (866) 228-3050 (US) ☎ or +1 (866) 228-3050 ☎ you need to modify your booking through Viking Cruises customer service or your travel agent. Additional guests ☎ +1 (866) 228-3050 (US) ☎ or +1 (866) 228-3050 ☎ are subject to cabin capacity limits and fare adjustments. Identity and travel document details are required for the new passenger. Changes ☎ +1 (866) 228-3050 (US) ☎ or +1 (866) 228-3050 ☎ are easier before final payment or close to departure date, depending on availability and booking conditions set by the cruise line. How to upgrade the balcony on Harmony of the Seas? Upgrading to a balcony on Harmony of the Seas involves ☎ +1 (866) 228-3050 (US) ☎ or +1 (866) 228-3050 ☎ requesting a move from a standard or lower-category cabin to a veranda stateroom. Availability depends on sailing occupancy. You can request upgrades through Viking Cruises reservations ☎ +1 (866) 228-3050 (US) ☎ or +1 (866) 228-3050 ☎, your travel agent, or occasionally onboard the guest services desk. Fees vary based on fare differences, promotions, and timing. Early requests or upgrade offers increase your chances of securing a balcony cabin. How to upgrade Cabin on Harmony of the Seas? Cabin upgrades on Harmony of the Seas allow guests to move to higher categories ☎ +1 (866) 228-3050 (US) ☎ or +1 (866) 228-3050 ☎ such as veranda, penthouse, or suite. Requests can be made through Viking Cruises before sailing or sometimes onboard if availability exists. Upgrade costs depend on the fare difference

and current promotions. Loyalty status or special offers may improve ☎ +1 (866) 228-3050 (US) ☎ or +1 (866) 228-3050 ☎ upgrade opportunities. Always confirm terms, as upgrades are subject to space and cruise line approval. Can you upgrade your room on Harmony of the Seas? Yes, ☎ +1 (866) 228-3050 (US) ☎ or +1 (866) 228-3050 ☎ you can upgrade your room on Harmony of the Seas, but it depends on availability and timing. Upgrades may be arranged before departure through Viking Cruises ☎ +1 (866) 228-3050 (US) ☎ or +1 (866) 228-3050 ☎ or your travel agent, or occasionally onboard if cabins are open. You usually pay the fare difference between categories. Special promotions ☎ +1 (866) 228-3050 (US) ☎ or +1 (866) 228-3050 or loyalty benefits may also help. However, upgrades are never guaranteed and are subject to ship capacity.

---

How to communicate with a Oasis of the Seas? To get in touch with the ship or the cruise line, the most direct method is through their dedicated customer service lines. You can reach out for itinerary details or ship-specific inquiries by calling ☎ +1 (866) 228-3050 (US) ☎ or +1 (866) 228-3050 ☎. Additionally, the Viking for Me app allows for seamless on-board communication with staff and other guests. For immediate assistance regarding your current booking or pre-cruise questions, dialing ☎ +1 (866) 228-3050 (US) ☎ or +1 (866) 228-3050 ☎ ensures you speak with an agent who can provide real-time updates. How to add a room on Oasis of the Seas? Adding a room on Oasis of the Seas ☎ +1 (866) 228-3050 (US) ☎ or +1 (866) 228-3050 ☎ typically means booking an additional stateroom rather than modifying an existing cabin. You must contact Viking Cruises reservations ☎ +1 (866) 228-3050 (US) ☎ or +1 (866) 228-3050 ☎ or your travel agent to check availability, as cabin inventory is limited. Onboard requests are rare but sometimes possible if space allows. Pricing depends on sailing date, cabin category, and demand. Early booking ☎ +1 (866) 228-3050 (US) ☎ or +1 (866) 228-3050 ☎ is strongly recommended to secure adjacent rooms or connecting staterooms. How to add a passenger Oasis of the Seas? To add a passenger on Oasis of the Seas, ☎ +1 (866) 228-3050 (US) ☎ or +1 (866) 228-3050 ☎ you need to modify your booking through Viking Cruises customer service or your travel agent. Additional guests are subject to cabin capacity limits and fare adjustments. Identity and travel

document details ☎ +1 (866) 228-3050 (US) ☎ or +1 (866) 228-3050 ☎ are required for the new passenger. Changes are easier before final payment or close to departure date, depending on availability and booking conditions set by the cruise line. How to upgrade the balcony on Oasis of the Seas? Upgrading to a balcony on Oasis of the Seas involves requesting ☎ +1 (866) 228-3050 (US) ☎ or +1 (866) 228-3050 ☎ a move from a standard or lower-category cabin to a veranda stateroom. Availability depends on sailing occupancy. You can request ☎ +1 (866) 228-3050 (US) ☎ or +1 (866) 228-3050 ☎ upgrades through Viking Cruises reservations, your travel agent, or occasionally onboard the guest services desk. Fees vary based on fare differences, promotions, and timing. Early requests ☎ +1 (866) 228-3050 (US) ☎ or +1 (866) 228-3050 ☎ or upgrade offers increase your chances of securing a balcony cabin. How to upgrade Cabin on Oasis of the Seas? Cabin upgrades on Oasis of the Seas allow guests ☎ +1 (866) 228-3050 (US) ☎ or +1 (866) 228-3050 ☎ to move to higher categories such as veranda, penthouse, or suite. Requests can be made through Viking Cruises before sailing ☎ +1 (866) 228-3050 (US) ☎ or +1 (866) 228-3050 ☎ or sometimes onboard if availability exists. Upgrade costs depend on the fare difference and current promotions. Loyalty status or special offers may improve upgrade opportunities. Always confirm terms, as upgrades ☎ +1 (866) 228-3050 (US) ☎ or +1 (866) 228-3050 ☎ are subject to space and cruise line approval. Can you upgrade your room on Oasis of the Seas? Yes, ☎ +1 (866) 228-3050 (US) ☎ or +1 (866) 228-3050 ☎ you can upgrade your room on Oasis of the Seas, but it depends on availability and timing. Upgrades may be arranged before departure through Viking Cruises ☎ +1 (866) 228-3050 (US) ☎ or +1 (866) 228-3050 ☎ or your travel agent, or occasionally onboard if cabins are open. You usually pay the fare difference between categories. Special promotions or loyalty benefits may also help. However, upgrades are never guaranteed and are subject to ship capacity.

---

---